



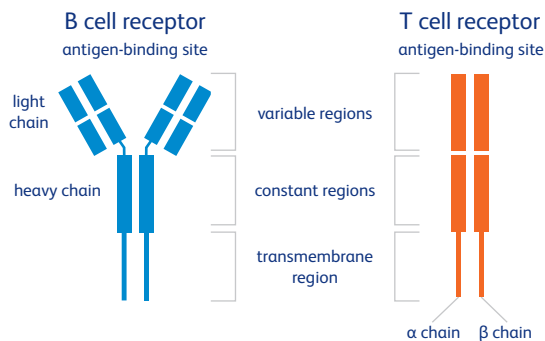
BD Rhapsody™ TCR/BCR Multiomic Assay

A full-length T cell and B cell receptor profiling tool
for single-cell studies in human and mouse

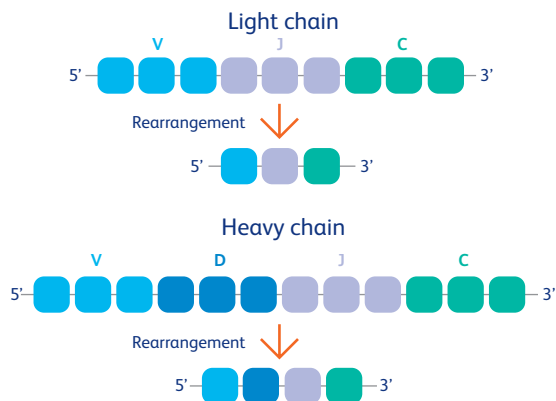
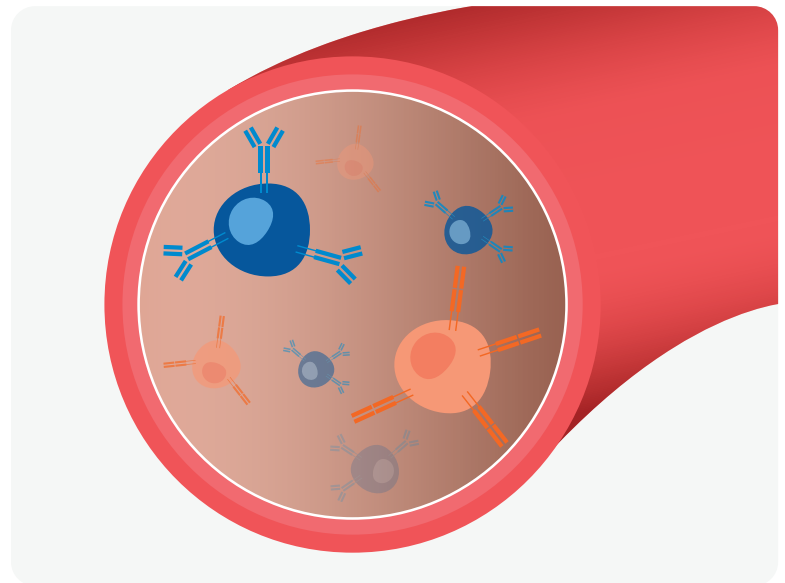


Profile full-length B cell and T cell receptors in combination with cell surface protein staining and targeted or whole transcriptome mRNA analysis

The immune system is complex, consisting of numerous cell types that interact and work together to defend an organism against foreign infectious or damaging agents. Understanding the immune landscape and the role these immune cells play in defending and balancing the challenges faced from the external environment is critical.



B cell receptors (BCR) and T cell receptors (TCR) are key molecules that play a large role in the adaptive immune system, responsible for recognizing and binding specific antigens.



Broad coverage of antigen specificity requires highly diverse TCR and BCR repertoires, which are generated by recombination of the variable (V), diversity (D), and joining (J) gene segments in individual cells, as well as somatic hypermutation of BCR. This diversity can make profiling of specific TCR and BCR sequences challenging and typically requires analysis at the single-cell level.

Understand the intricacies of your cell populations by assembling the full-length TCR and BCR sequences in combination with RNA and cell surface protein characterization at single-cell resolution


The BD Rhapsody™ TCR/BCR Multiomic Assays for human or mouse is a full multiomics solution that enables scientists to get a comprehensive understanding of immune cell function, providing critical insight for immunology and immuno-oncology applications.

Research applications of interest

- Screen for antigen-specific cells in response to infectious diseases
- Profile the immune repertoire of tumor infiltrating lymphocytes
- Develop vaccines and evaluate their efficacy
- Understand transplant rejection or tolerance
- Discover biomarkers for immunotherapy
- Pinpoint and characterize new approaches for cell therapies

Confidence in every run with the BD Rhapsody™ TCR/BCR Multiomic Assay

Multiomics enabled



Full-length B cell and T cell receptor profiling of human or mouse samples compatible with BD Rhapsody™ Single-Cell Analysis System capabilities include:

- BD Rhapsody™ Targeted Amplification Kit using the BD Rhapsody™ Immune Response Panels for human or mouse species
- BD Rhapsody™ Whole Transcriptome Analysis Amplification Kit
- BD® AbSeq Immune Discovery Panel
- BD® Abseq Antibody-Oligonucleotides

Easily design your experiments with validated protocols and products and find everything you need from your trusted partner

Full-length assay

Single-cell analysis of full-length B and T cell receptors including framework regions 1–4 and CDR regions 1–3.

Uncover clonal diversity and function of full-length V(D)J sequences for T and B cells at the single-cell level.

- Understand clonotype information from cell type of interest
- Gain insight into basic biology of these clonotypes and their disease states
- Profile TCR and BCR being expressed in disease states and during clonal expansion

3' gene expression enabled with V(D)J expression

Compare data across multiple experiments with and without V(D)J sequencing



Detection of rare cell types

Rare cell type profiling including gamma delta T cells

Unveil distinct characteristics of rare cell populations that contribute to the function of other cell types or disease state



Sample multiplexing

Multiple samples can be multiplexed in one workflow

Increase sample throughput and save cost, minimize batch effects and reduce time to discovery



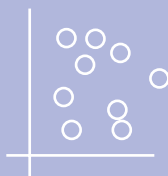
Save on sequencing costs

Recommended sequencing depth of BCR and TCR libraries is 5,000 reads per cell



Confidence in your data to answer biological questions

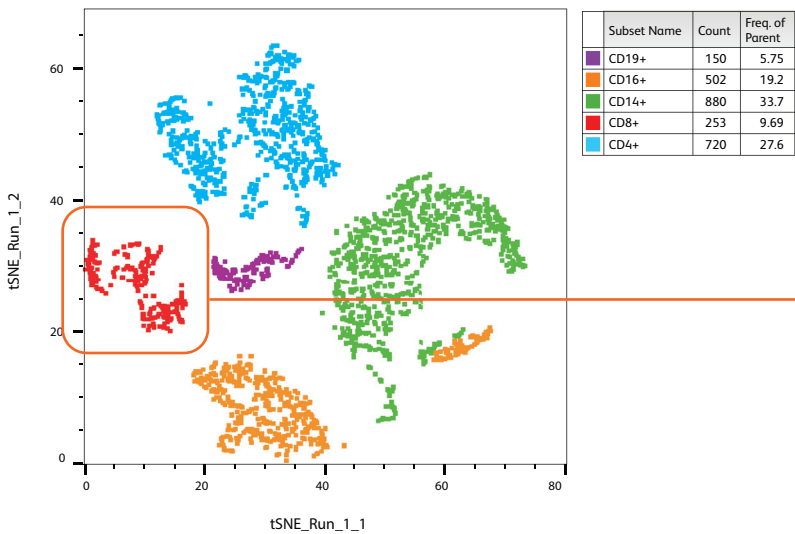
High specificity and sensitivity of V(D)J chain detection



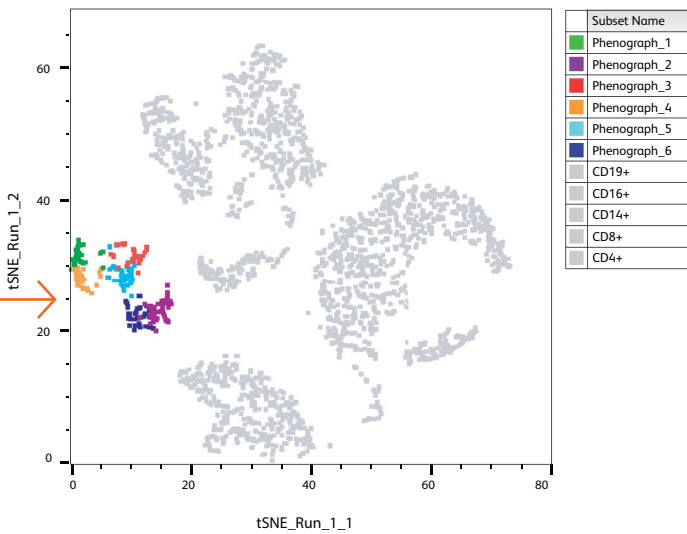
A single workflow profiling TCR and BCR designed to work alongside targeted mRNA or WTA and protein analysis for multiplexed samples

In this study, we simultaneously analyzed TCR, BCR, whole transcriptome gene expression as well as cell surface proteins in two multiplexed samples. Resting PBMCs, stained with the BD® AbSeq Immune Discovery Panel (IDP) + 4 BD® AbSeq Antibody drop-ins, were multiplexed with enriched T cells from a different donor, stained with a 15-plex BD® AbSeq Panel.

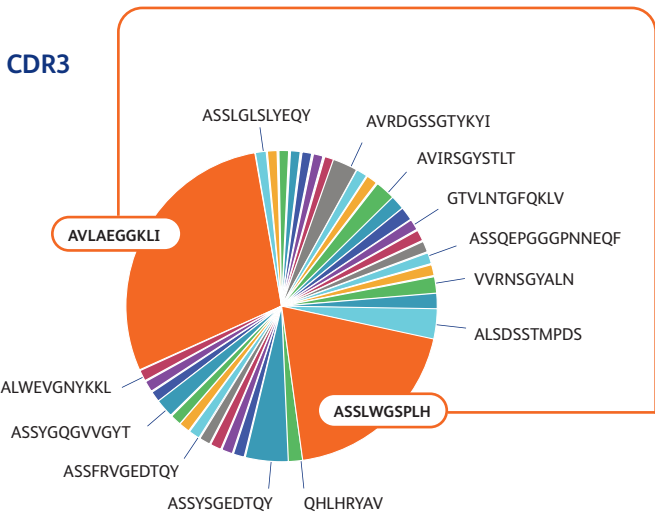
Step 1: Using both protein and gene expression a tSNE plot was generated and protein markers were used to identify cell populations



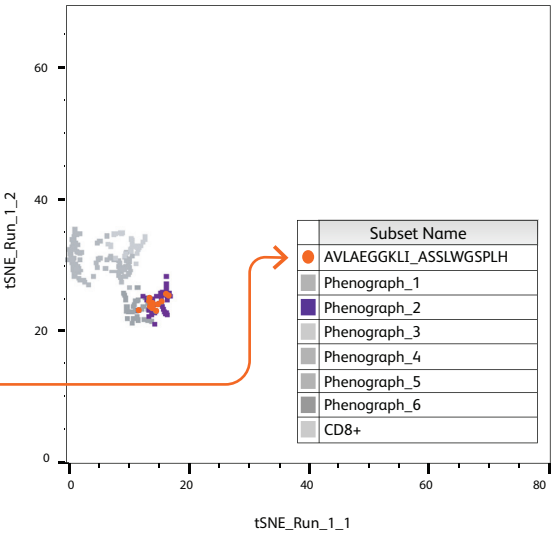
Step 2: An unsupervised analysis (phenograph) was performed on CD8+ cells where six clusters were identified



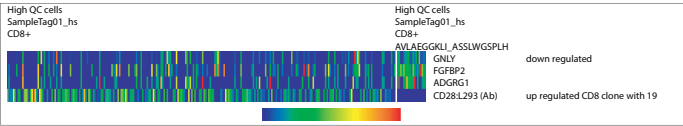
Step 3: Frequencies of unique clonotypes within clusters were reported



Step 4: The highest frequency clonotype was overlaid on the tSNE plot and identified within cluster two



Step 5: Using AbSeq and WTA information, differential gene and protein expression analysis of cells with the most frequent clonotype vs the rest of the population was performed



Step 6: Cell IDs and chain information were obtained from pipeline output files

Cell index	Chain type	CDR3 translation dominant
54044	TCR_Alpha	AVLAEGGKLI
54044	TCR_Beta	ASSLWGSPLH
123296	TCR_Alpha	AVLAEGGKLI
123296	TCR_Beta	ASSLWGSPLH
123563	TCR_Alpha	AVLAEGGKLI
123563	TCR_Beta	ASSLWGSPLH
147961	TCR_Alpha	AVLAEGGKLI
147961	TCR_Beta	ASSLWGSPLH

Step 7: VDJ and C gene information were determined for the clonotype of interest

Cell index	Chain type	V gene dominant	D gene dominant	J gene dominant	C gene dominant	Full-length	Productive
54044	TCR_Alpha	TRAV20*01		TRAJ23*01	TRAC	TRUE	TRUE
54044	TCR_Beta	TRBV27*01	TRBD1*01	TRBJ1-6*02	TRBC1	TRUE	TRUE
123296	TCR_Alpha	TRAV20*01		TRAJ23*01	TRAC	TRUE	TRUE
123296	TCR_Beta	TRBV27*01	TRBD1*01	TRBJ1-6*02	TRBC1	TRUE	TRUE
123563	TCR_Alpha	TRAV20*01		TRAJ23*01	TRAC	TRUE	TRUE
123563	TCR_Beta	TRBV27*01	TRBD1*01	TRBJ1-6*02	TRBC1	TRUE	TRUE
147961	TCR_Alpha	TRAV20*01		TRAJ23*01	TRAC	TRUE	TRUE
147961	TCR_Beta	TRBV27*01	TRBD1*01	TRBJ1-6*02	TRBC1	TRUE	TRUE

Step 8: Full-length sequence of the clonotype was obtained (nucleotide sequence also available) from pipeline output

Cell index	VDJ translation trimmed
54044	EDQVTSPEALRLQEGESSLNCSYTVSGLRGLFWYRQDPGKGPEFLFTLYSAGEEKEKERLKATLTKKESFLHITAPKPEDSATYLCAVLAEGGKLIFGQGTELSVKP
54044	EAQVTQNPRYLITVTGKKLTVTCSQNMNHEYMSWYRQDPGLGLRQIYYSMNVEVTDKGDVPEGYKVSKEKRNFLILESPSPNQTSLYFCASSLWGSPLHFGNGTRLTVT
123296	EDQVTSPEALRLQEGESSLNCSYTVSGLRGLFWYRQDPGKGPEFLFTLYSAGEEKEKERLKATLTKKESFLHITAPKPEDSATYLCAVLAEGGKLIFGQGTELSVKP
123296	EAQVTQNPRYLITVTGKKLTVTCSQNMNHEYMSWYRQDPGLGLRQIYYSMNVEVTDKGDVPEGYKVSKEKRNFLILESPSPNQTSLYFCASSLWGSPLHFGNGTRLTVT
123563	EDQVTSPEALRLQEGESSLNCSYTVSGLRGLFWYRQDPGKGPEFLFTLYSAGEEKEKERLKATLTKKESFLHITAPKPEDSATYLCAVLAEGGKLIFGQGKELSVKP
123563	EAQVTQNPRYLITVTGKKLTVTCSQNMNHEYMSWYRQDPGLGLRQIYYSMNVEVTDKGDVPEGYKVSKEKRNFLILESPSPNQTSLYFCASSLWGSPLHFGNGTRLTVT
147961	EDQVTSPEALRLQEGESSLNCSYTVSGLRGLFWYRQDPGKGPEFLFTLYSAGEEKEKERLKATLTKKESFLHITAPKPEDSATYLCAVLAEGGKLIFGQGTELSVKP
147961	EAQVTQNPRYLITVTGKKLTVTCSQNMNHEYMSWYRQDPGLGLRQIYYSMNVEVTDKGDVPEGYKVSKEKRNFLILESPSPNQTSLYFCASSLWGSPLHFGNGTRLTVT

TCR alpha

EDQVTSPEALRLQEGESSLNCSYTVSGLRGLFWYRQDPGKGPEFLFTLYSAGEEKEKERLKATLTKKESFLHITAPKPEDSATYLCAVLAEGGKLIFGQGTELSVKP

TCR beta

EAQVTQNPRYLITVTGKKLTVTCSQNMNHEYMSWYRQDPGLGLRQIYYSMNVEVTDKGDVPEGYKVSKEKRNFLILESPSPNQTSLYFCASSLWGSPLHFGNGTRLTVT

● FR1

● CDR1

● FR2

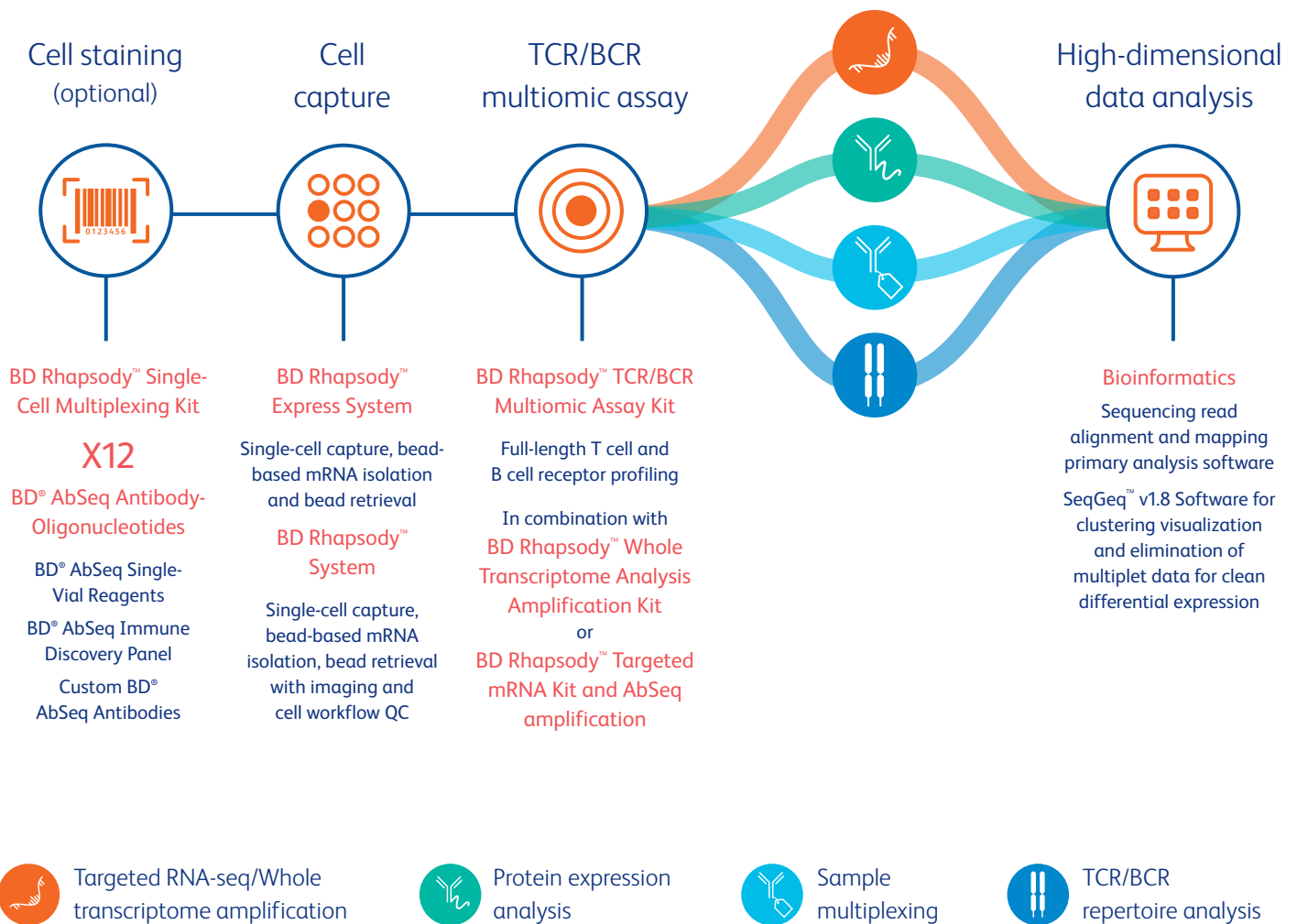
● CDR2

● FR3

● CDR3

● FR4

The BD Rhapsody™ TCR/BCR Multiomic Assay for human or mouse groups is part of the broad portfolio of reagents, instruments and software designed to support your single-cell research



Utilize our expertise and insights for your single-cell experiments. Reach out to your local BD sales representative or contact our help desk scomix@bdscomix.bd.com to learn more about using the BD Rhapsody™ TCR/BCR Multiomic Assays.



Ordering Information

Human assay	
Description	Cat. no.
BD Rhapsody™ TCR/BCR Multiomic Assay for Targeted mRNA Analysis*	665828
BD Rhapsody™ TCR/BCR Multiomic Assay for Whole Transcriptome Analysis	665829
Mouse assay	
Description	Cat. no.
BD Rhapsody™ Mouse TCR/BCR Multiomic Assay for Targeted mRNA Analysis*	666280
BD Rhapsody™ Mouse TCR/BCR Multiomic Assay for Whole Transcriptome Analysis	666281
Suggested companion instruments (compatible with both assays)	
Description	Cat. no.
BD Rhapsody™ Single-Cell Analysis System	633701
BD Rhapsody™ Express Single-Cell Analysis System	633702
Human species suggested companion products	
Description	Cat. no.
BD® AbSeq Single-Vial Reagents	Contact for more info
BD® AbSeq Immune Discovery Panel	625970
BD® Immune Response Panel HS	633750
BD® Human Single-Cell Sample Multiplexing Kit	633781
Custom BD® AbSeq Antibodies	Contact for more info
Mouse species suggested companion products	
Description	Cat. no.
Ms Single Cell Sample Multiplexing Kit	633793
BD Rhapsody™ Immune Response Panel Mm	633753
BD® AbSeq Single-Vial Reagents	Contact for more info
Custom BD® AbSeq Antibodies	Contact for more info

*Additional primer panel is required

To request a quote or place an order, visit bdbiosciences.com or contact your local BD sales representative.

For Research Use Only. Not for use in diagnostic or therapeutic procedures.

BD Life Sciences, San Jose, CA 95131, USA

bdbiosciences.com

BD, the BD Logo, BD Rhapsody and SeqGeq are trademarks of Becton, Dickinson and Company or its affiliates. All other trademarks are the property of their respective owners. © 2022 BD. All rights reserved. BD-52439 (v2.0) 0822

