

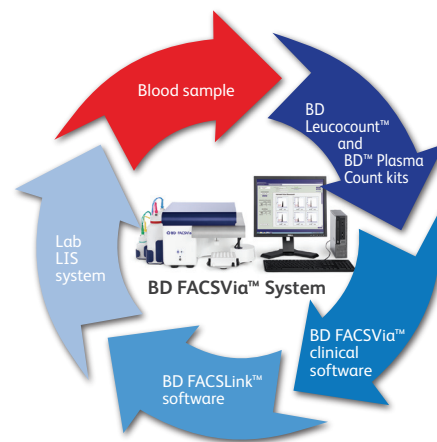
BD FACSVia™ System

Designed for blood banks


The complete solution for leucocyte and platelet enumeration in blood products



The BD FACSVia™ system is an easy to use system that helps to protect patient health by ensuring blood product quality. Together with the BD Leucocount™ kit, the BD FACSVia is designed to provide an accurate and consistent approach to enumerating residual white blood cells (rWBCs) to confirm leucodepletion in leucoreduced blood products. With the BD™ Plasma Count kit, BD FACSVia is designed to enumerate residual white blood cells (rWBCs), red blood cells (rRBCs), and platelets (rPLTs) in fresh human plasma.



Improve workflow efficiencies with the BD FACSVia system



- Automated processes at the push of a button
- Improved workflow with BD FACSVia together with BD Leucocount and BD Plasma Count kits

- Simplified sample analysis with preloaded BD FACSVia Leucocount and Plasma Count templates
- Automated sample loading with the optional BD FACSVia Loader

- Minimize transcription errors and save time with the optional BD FACSLink™ software for lab LIS connectivity



Streamlined methodology makes BD FACSVia easy to learn, easy to use

BD Leucocount kit

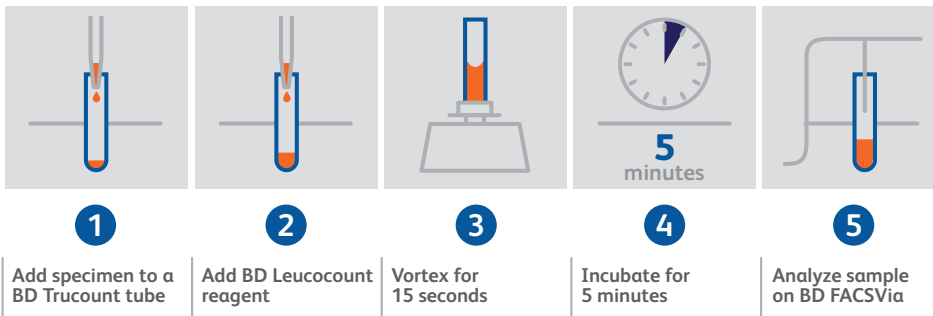
Available worldwide, the BD Leucocount kit simplifies the ability to count residual white blood cells in blood products. The BD Leucocount reagent stains only nucleated cells such as leucocytes, leaving platelets and red cells unstained.

Studies confirm that the BD Leucocount assays, together with BD Trucount™ tubes give you reliable, reproducible results, with demonstrated accuracy, linearity, and precision.



The BD Leucocount kit (CE-IVD) is available for in vitro diagnostic use for counting residual white blood cells (rWBC) in leucoreduced blood products.

Five easy-to-follow steps for using BD Leucocount



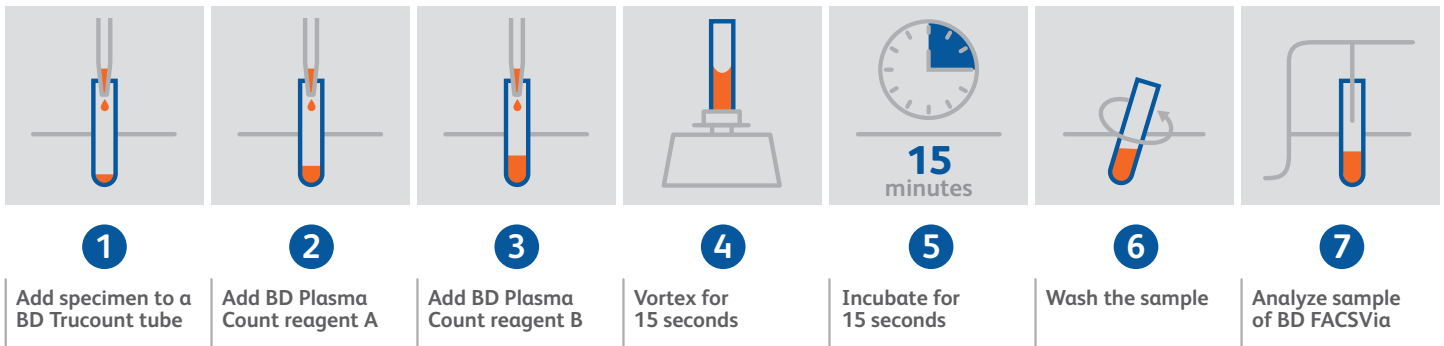
Benefits of using BD Leucocount reagent

- Increases efficiency by minimizing pipetting steps and reducing operator interaction with sample
- Delivers flexibility in workflow planning by allowing batch analysis with samples up to 24 hours after staining
- Standardizes results with single platform cell count using BD Trucount tubes, eliminating possible source of errors associated with manual bead pipetting



BD Leucocount reagent provides accuracy and workflow efficiency with a system that reduces manual steps.

Easy-to-follow steps for using BD Plasma Count reagents



The BD™ Plasma Count kit (CE-IVD) is available for in vitro diagnostic use for simultaneous enumeration of residual white cells, red blood cells and platelets in fresh plasma.

BD Plasma Count kit

The BD™ Plasma Count kit provides an easy-to-use method for the simultaneous quantitation of residual white blood cells (rWBCs), red blood cells (rRBCs) and platelets (rPLTs) in fresh plasma. All three residual cell populations are identified and enumerated in one single assay, through multi-parameter staining and analysis. By using the same reagents and blood component sample for all three results, the BD Plasma Count assay protocol reduces the risk of errors in sample preparation and counting operations, allows for the efficient use of reagent, and limits the volume of blood product sample required for testing.

Ordering information

Description	Tests	Cat. No.
BD Leucocount™ Reagent Kit	50	340523
BD Leucocount™ RBC and PLT Control	25	341003
BD Leucocount™ PLT Control	25	341002
BD Leucocount™ RBC Control	25	341001
BD™ Plasma Count Kit	50	338331

Class 1 Laser Product.
For In Vitro Diagnostic Use. CE-IVD. Not available in USA.
23-17604-01

BD Life Sciences, San Jose, CA, 95131, USA

bdbiosciences.com

